

LUMATEK

PROFESSIONAL LIGHTING

ATS300W PRO



The Lumatek ATS Pro series is a range of full spectrum LED grow lights featuring higher efficiency top bin White, Red & Far Red diodes and dimmable Lumatek drivers. This light-weight fixture is ideal as sole-source or supplemental grow lighting for propagation, vegetative and flowering growth periods of indoor-grown crops.

2.7 $\mu\text{mol}/\text{J}$

816 $\mu\text{mol}/\text{s}$ total output

Full-Spectrum

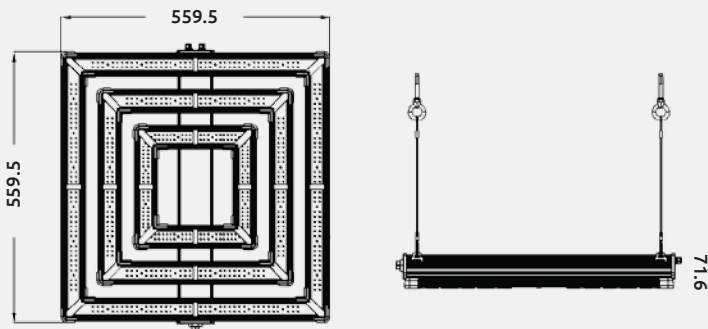


ATS300W PRO

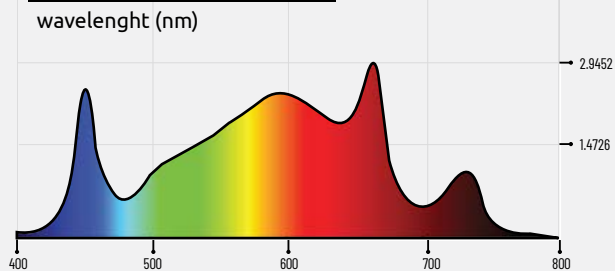
- PRODUCT CODE** LUMLED300P
- EFFICACY** 2.7 $\mu\text{mol/J}$
- PPF** 816 $\mu\text{mol/s}$
- INPUT VOLTAGE** 220-240V, 50-60Hz
- INPUT POWER** 310W (100% 230V)
- FOOTPRINT** Up to 1.0x1.0m
- APPLICATION** Multi-layer, Room, Tent
- WATERPROOF & DUSTPROOF** IP65
- LIFETIME** +60 000 hrs
- LIGHT DISTRIBUTION** 120°
- LIGHT SOURCE** Higher Spec 4000K White, 660nm Red & 730nm Far Red Diodes
- CCT** 4000K
- QUANTITY OF DIODES TOTAL** White 576; Red 24; 24 Far Red
- DIODES POWER PROPORTION** White 74%; Red 14%; Far Red 12%
- DIODES EFFICIENCY** White 2.8 $\mu\text{mol/J}$; Red 3.2 $\mu\text{mol/J}$; Far Red 2.2 $\mu\text{mol/J}$
- DIMMABLE** OFF-25%-50%-75%-100% with 0-10V Light Dimmer (Included)
- EXTERNAL CONTROL** With Lumatek Digital Panel Plus 2.0 or Universal Controller 0-10V
- WEIGHT** 5.2Kg
- DIMENSIONS** 559.5 x 559.5 x 71.6mm
- SPECTRUM** Full Spectrum +
- THERMAL MANAGEMENT** Passive cooling
- POWER FACTOR** 0.95
- MAX. AMBIENT TEMPERATURE (@200W POWER)** 25°C
- BTU** 1051 BTUs/h
- WARRANTY** 3 Years
- CERTIFICATIONS** IP65, Rohs Directive 2011/65/EU And (EU)2015/863
- LED Fixture:** CE Safety Standard: EN 60598-1:2015+A1:2018, EN 60598-2-1:1989, EN 62031:2020, EN 62493:2015, EN 62471:2008; CE
- EMC Standard:** EN 55015:2019, EN 61547:2009, EN 61000-3-2:2019, EN 61000-3-3:2013+A1:2019
- LED Driver:** CE Safety Standard: EN 60598-1:2015+A1:2018, EN 60598-2-1:1989, EN 62031:2020, EN 62493:2015, EN 62471:2008; CE
- EMC Standard:** EN 61347-1:2015, EN 61347-2-13:2014+A1:2017, EN 62493:2015, EN 61347-1:2015, EN 61347-2-13:2014+A1:2017, EN 62493:2015

INPUT CURRENT (A/W) PER DIMMING RANGE

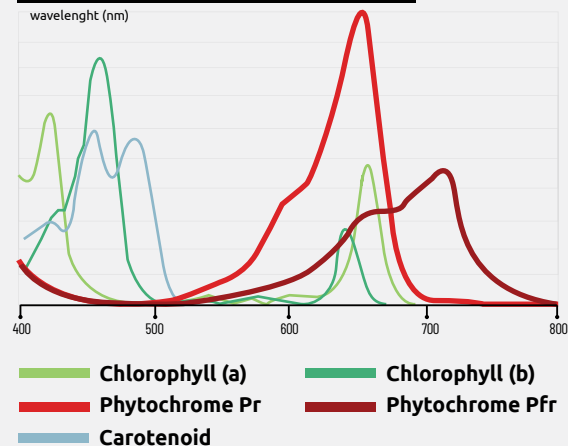
@ 230V		
DIMMING	INPUT POWER (W)	INPUT CURRENT (A)
100%	307	1.35
75%	227	1
50%	150	0.68
25%	80	0.4



SQD SPECTRUM GRAPH



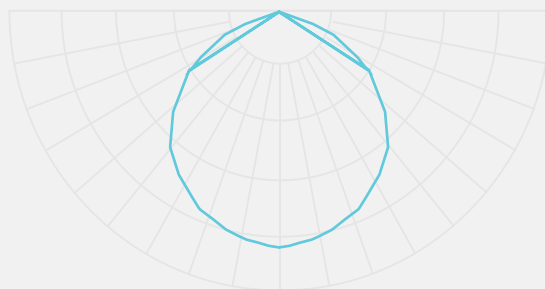
ABSORPTION CURVES OF PLANTS



DISTRIBUTION CURVE FLUX

AVERAGE BEAM ANGLE (50%) : 117.9 DEG

C90/270, 117.9



EXTERNAL CONTROL

The ATS Pro fixtures can also be externally controlled with a Lumatek digital lighting controller (Digital Panel Plus 2.0) featuring light timing, automated dimming (1% increments), temperature safety control, Sunrise & Sunset Mode for up to 100 fixtures per controller



ITEMS INCLUDED :

- 1 x ATS300W Pro LED Fixture with Driver
- 1 x Power Cable 230V
- 1 x 0-10V Light Dimmer + Velcro
- 2 x Metal Cable Hangers
- 1 x Manual

PPFD: PHOTOSYNTHETIC PHOTON FLUX DENSITY ($\mu\text{mol}/\text{m}^2/\text{s}$)

FACTORS THAT CAN INFLUENCE PPFD TESTS

- TEST EQUIPMENT.
- LAMP BEADS DEVIATION
- AMBIENT TEMPERATURE DEVIATION
- PC COVER TRANSMITTANCE DEVIATION
- POWER SOURCE EFFICIENCY DEVIATION
- REFLECTION CONSIDERED OR NOT

RECOMMENDED PPFD ($\mu\text{mol}/\text{m}^2/\text{s}$)

PLANT	SEED	CLONES	VEGETATIVE	FLOWERING
CANNABIS	100-300	75-150	300-550	650+
TOMATOES	150-350	75-150	350-550	650+
CUCUMBERS	100-300	--	300-550	650+
PEPPERS	150-350	--	300-550	650+

LUMATEK ATS300W PRO PPFD MAPS

TEST AREA 1.0M x 1.0M

TEST POINTS 49

TEST EQUIPMENT INTEGRATING 2 METER SPHERE & LI-COR 180

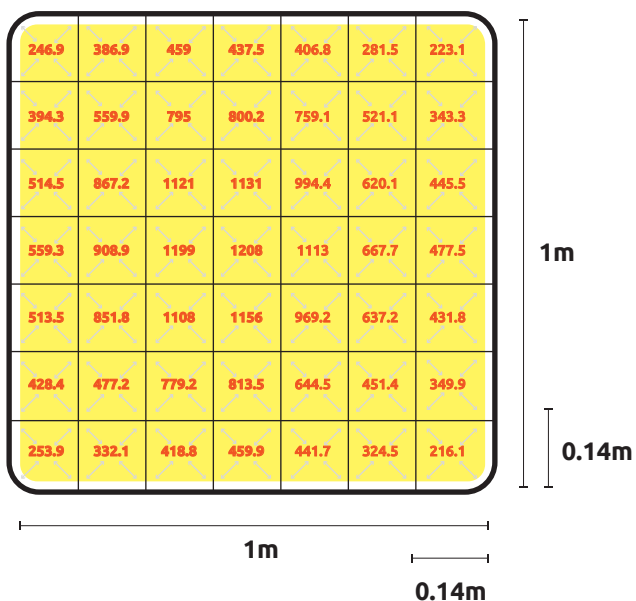
AMBIENT TEMPERATURE 25°

HEIGHT FROM CANOPY 30CM, 40CM, 50CM, 100CM

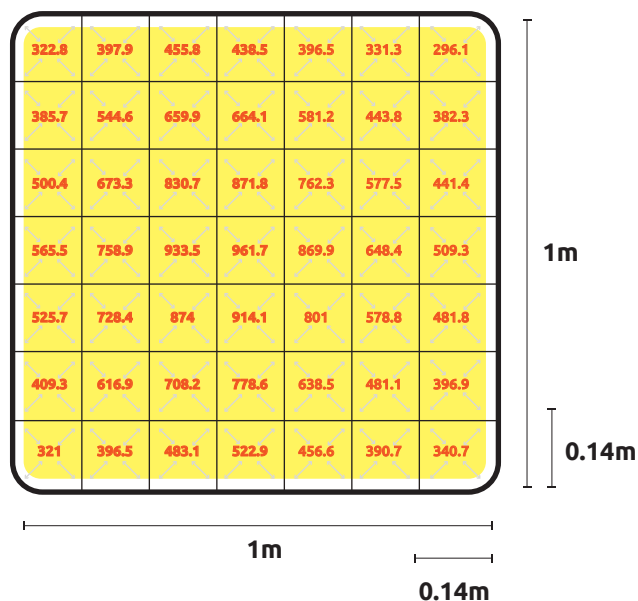
REFLECTION 0%

FIXTURE POWER 100%

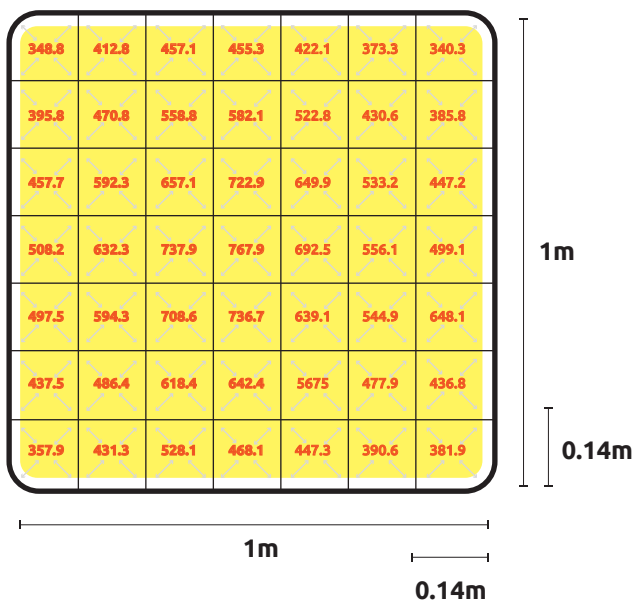
HEIGHT TO TEST POINT **30cm**
 CANOPY AVERAGE PPF **622.46 $\mu\text{mol/s/m}^2$**



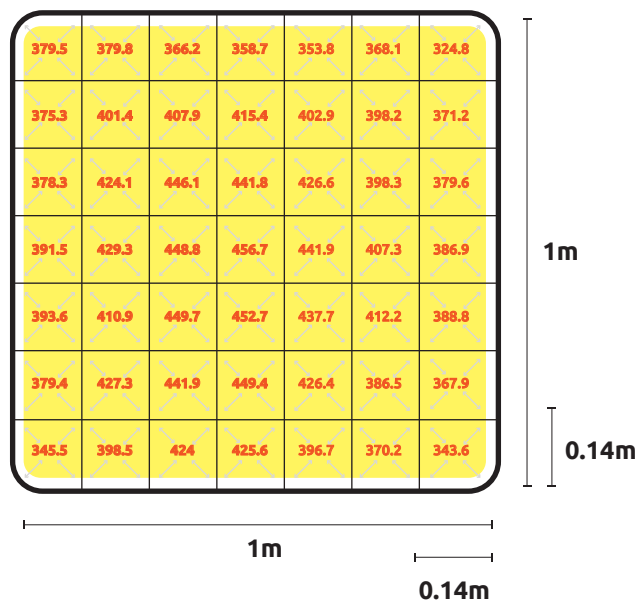
HEIGHT TO TEST POINT **40cm**
 CANOPY AVERAGE PPF **572.45 $\mu\text{mol/s/m}^2$**



HEIGHT TO TEST POINT **50cm**
 CANOPY AVERAGE PPF **524.06 $\mu\text{mol/s/m}^2$**



HEIGHT TO TEST POINT **100cm**
 CANOPY AVERAGE PPF **401.80 $\mu\text{mol/s/m}^2$**



For sales support:
orders@lumatek.co.uk

General contact:
info@lumatek.co.uk

For technical support:
techsupport@lumatek.co.uk

FOR MORE INFORMATION ON LUMATEK PRODUCTS
 VISIT WWW.LUMATEK-LIGHTING.COM